

Year: XXI

ISSUE: 209

Volume: 259

**Nepal Telecommunications Authority**

# **Telecommunication Indicators**

**Jestha, 2083**

P.O. Box No. 9754  
Jamal, Kathmandu, Nepal  
Phone No.: +977-1-5355474  
Fax No.: +977-1-5355250  
E-mail: ntra@nta.gov.np, info@nta.gov.np  
Website: www.nta.gov.np

Published on  
Ashad, 2083

## Contents

|           |   |    |
|-----------|---|----|
| <u>1.</u> | <u>Voice Telephony</u> .....  | 3  |
| 1.1       | <u>Subscription of Voice Telephony Service</u> .....  | 3  |
| 1.2       | <u>Service wise Market Proportion of Voice Service (Based on Subscription)</u> .....                | 4  |
| 1.3       | <u>Operator-wise Market Proportion of Voice Service (Based on Sim Subscription)</u> ....            | 4  |
| 1.4       | <u>Population Penetration (%) of Voice Service (Based on Subscription)</u> .....                    | 6  |
| <u>2.</u> | <u>Internet Service</u> .....   | 7  |
| 2.1       | <u>Subscription of Broadband Internet Service</u> .....   | 7  |
| 2.2       | <u>Market Proportion of Data Service (Technology-wise)</u> .....                                    | 8  |
| 2.3       | <u>Market Proportion of Mobile Broadband Service (Based on Sim Subscription)</u> .....              | 9  |
| 2.4       | <u>Population Penetration of Broadband Service (Based on Subscription)</u> .....                    | 10 |
| 2.5       | List of Top Twenty Internet Service Providers ( Based on Number of Subscriber-Fixed Broadband)..... | 11 |
| 2.6       | <u>Market proportion of Fixed Broadband service (Operator-wise)</u> .....                           | 11 |
| 2.7       | <u>Technology used in Broadband Service</u> .....   | 13 |

# 1. Voice Telephony

## 1.1 Subscription of Voice Telephony Service

| Operator                       | Service | Technology | Total Number of Subscribers |
|--------------------------------|---------|------------|-----------------------------|
| Nepal Doorsanchar Company Ltd. | Fixed   | PSTN       | 30,564                      |
|                                |         | FTTH Voice | 386,122                     |
|                                |         | VSAT       |                             |
|                                |         | WLL#       |                             |
|                                | Mobile  | CDMA       |                             |
|                                |         | GSM/IMT    | 15,792,424                  |
| Ncell Company Ltd.             | Mobile  | GSM/IMT    | 14,109,263                  |
| Constellation Pvt. Ltd.        | GMPCS   | GMPCS      | 1,173                       |
| I4 Technology Pvt.Ltd.         |         |            | 16                          |
| Total                          |         |            | 30,319,562                  |

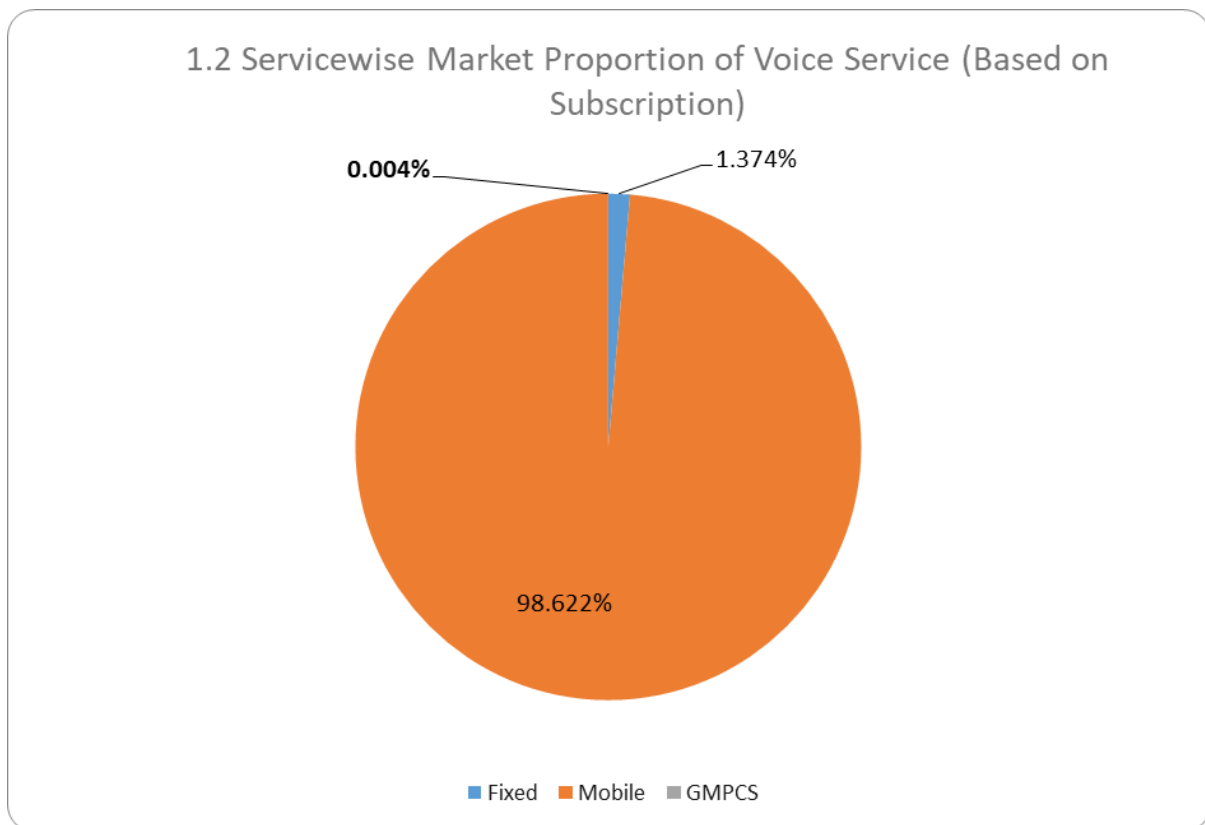
Population (Census reference 2078): 2, 91, 64, 578 (Source: cbs.gov.np)

# CDMA/ WLL service phased out by Nepal Doorsanchar Company Ltd. from Shrawan, 2080.

# based on the data as of end of May, 2026.

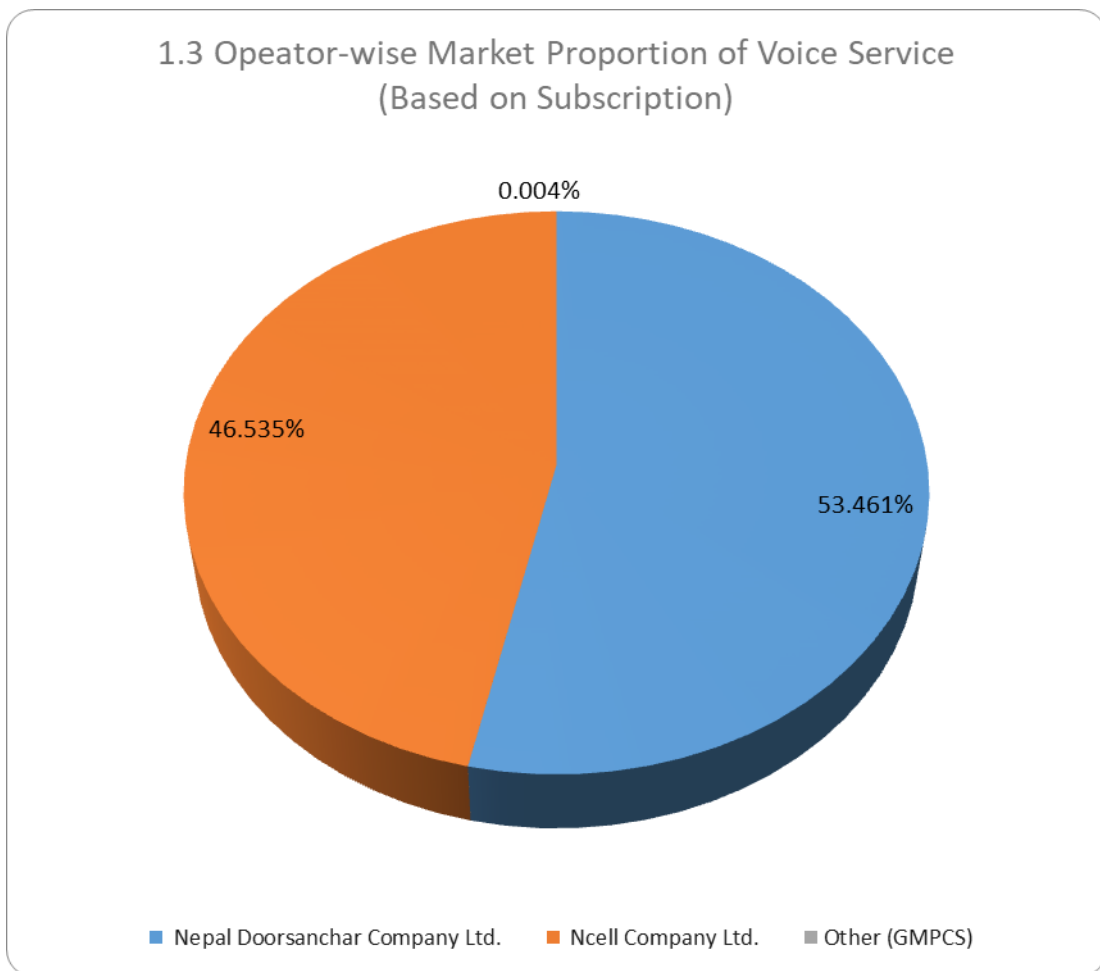
### 1.2 Service wise Market Proportion of Voice Service (Based on Subscription)

| Voice Telephony Service | Number of Subscriber | Market Proportion (%) |
|-------------------------|----------------------|-----------------------|
| Fixed                   | 416,686              | 1.374                 |
| Mobile                  | 29,901,687           | 98.622                |
| GMPCS                   | 1,189                | 0.004                 |
| <b>Total</b>            | <b>30,319,562</b>    | <b>100.00</b>         |



### 1.3 Operator-wise Market Proportion of Voice Service (Based on Sim Subscription)

| Operator                       | Number of Subscriber | Market Proportion (%) |
|--------------------------------|----------------------|-----------------------|
| Nepal Doorsanchar Company Ltd. | 16,209,110           | 53.461                |
| Ncell Company Ltd.             | 14,109,263           | 46.535                |
| Other (GMPCS)                  | 1,189                | 0.004                 |
| <b>Total</b>                   | <b>30,319,562</b>    | <b>100</b>            |

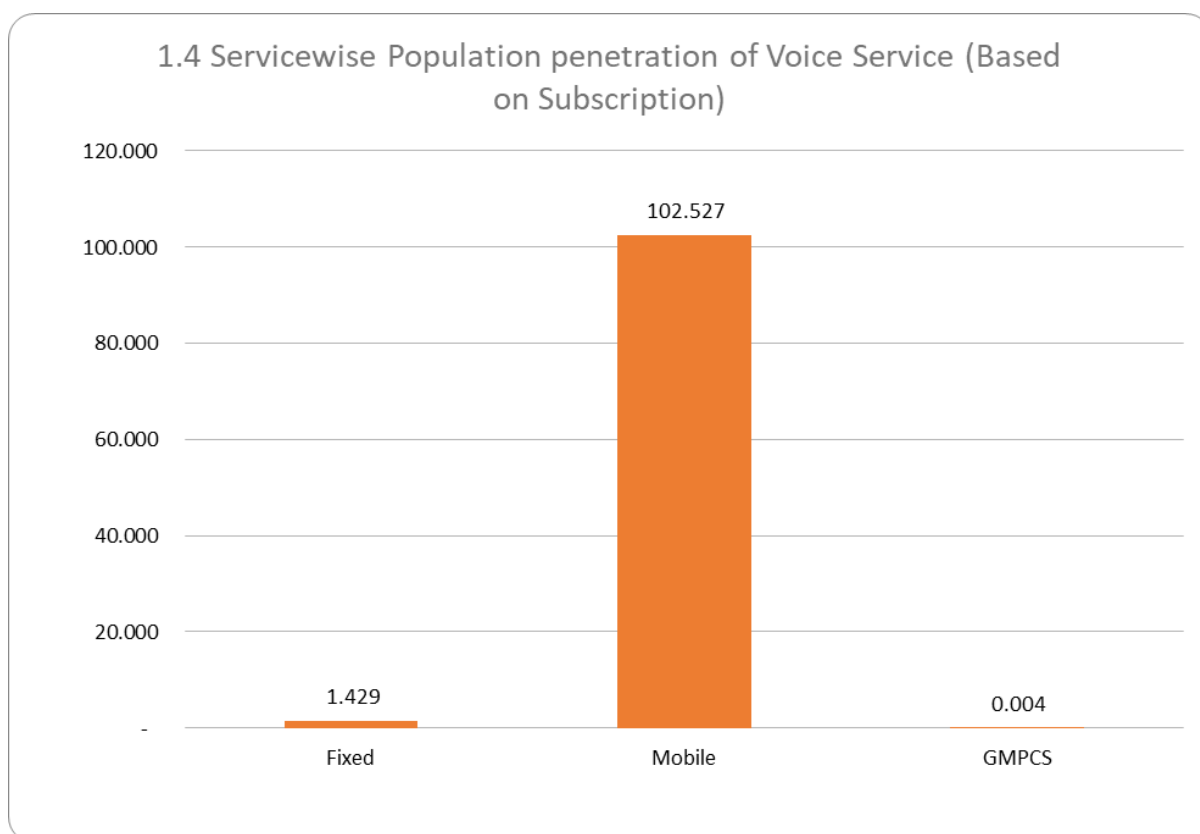


### 1.4 Population Penetration (%) of Voice Service (Based on Subscription)

| Voice Telephony Service | Number of Subscriber | Population Penetration (%) |
|-------------------------|----------------------|----------------------------|
| <b>Fixed</b>            | 416,686              | 1.429                      |
| <b>Mobile</b>           | 29,901,687           | 102.527                    |
| <b>GMPCS</b>            | 1,189                | 0.004                      |
| <b>Total</b>            | 30,319,562           | 104                        |

Projection (2011-2031) ) source: cbs.gov.np

Population **29,164,578.00**



## 2. Internet Service

### 2.1 Subscription of Broadband Internet Service

| Services                   |                | No.of Subscriptions            |                   |           | Total      |
|----------------------------|----------------|--------------------------------|-------------------|-----------|------------|
|                            |                | Nepal Doorsanchar Company Ltd. | Ncell Axiata Ltd. | ISPs      |            |
| Fixed Broadband (Wired)    | ADSL/<br>Cable | 257                            | -                 | 6         | 263        |
|                            | FTTH           | 356,486                        | -                 | 3,120,717 | 3,477,203  |
| Fixed Broadband (Wireless) | Radio (WIFI)   | 28,211                         | -                 | 3,138     | 31,349     |
| Mobile Broadband           | 3G             | 666,038                        | 92,119            | -         | 758,157    |
|                            | 4G             | 14,638,091                     | 12,222,702        | -         | 26,860,793 |
|                            | EVDO           |                                |                   |           | -          |
| <b>Total</b>               |                | 15,689,083                     | 12,314,821        | 3,123,861 | 31,127,765 |

**Note:** Data/Internet Service through GPRS Service is excluded in Broadband subscription.

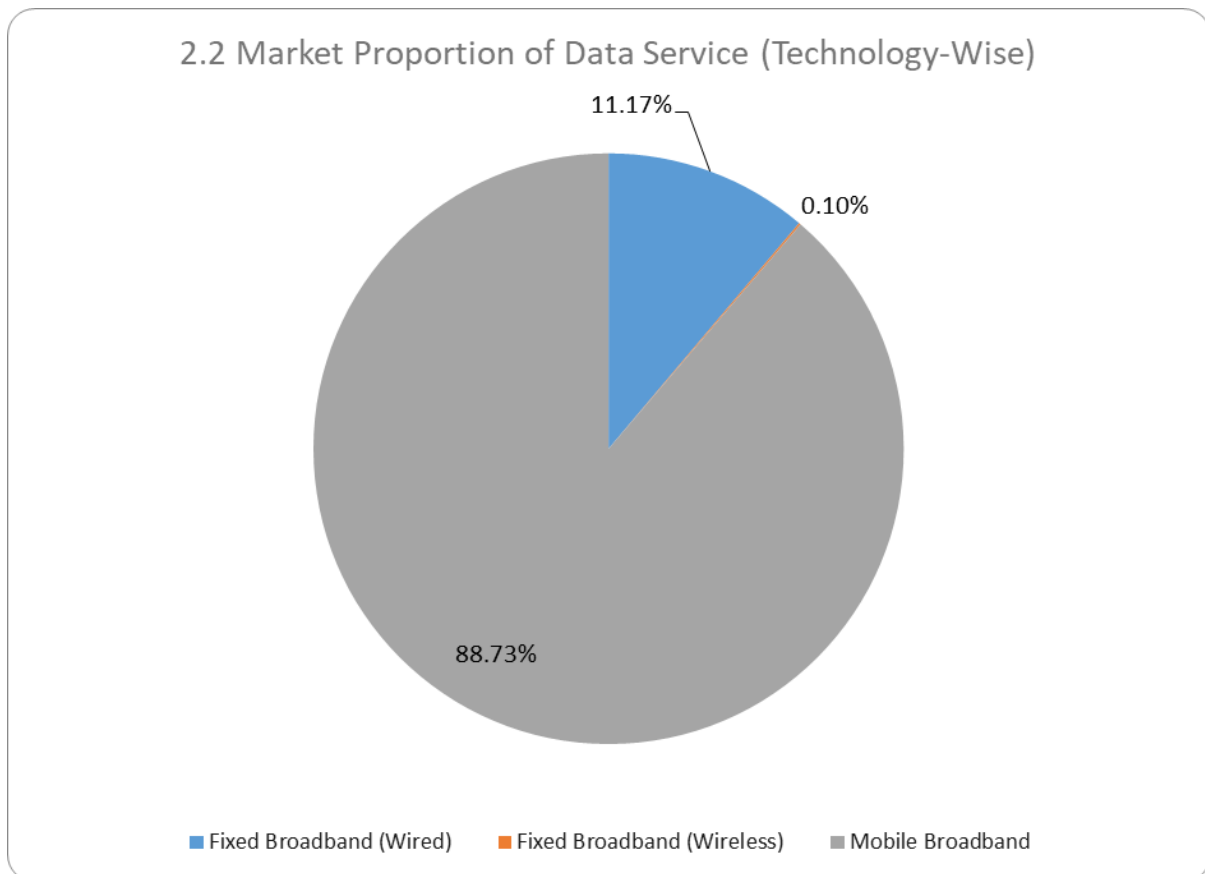
# 1 Connection equal to 4.37 subscribers for fixed broadband (Source: cbs.gov.np)

# EVDO service phased out by Nepal Doorsanchar Company Ltd. from Shrawan, 2080.

# based on the data as of end of May, 2026.

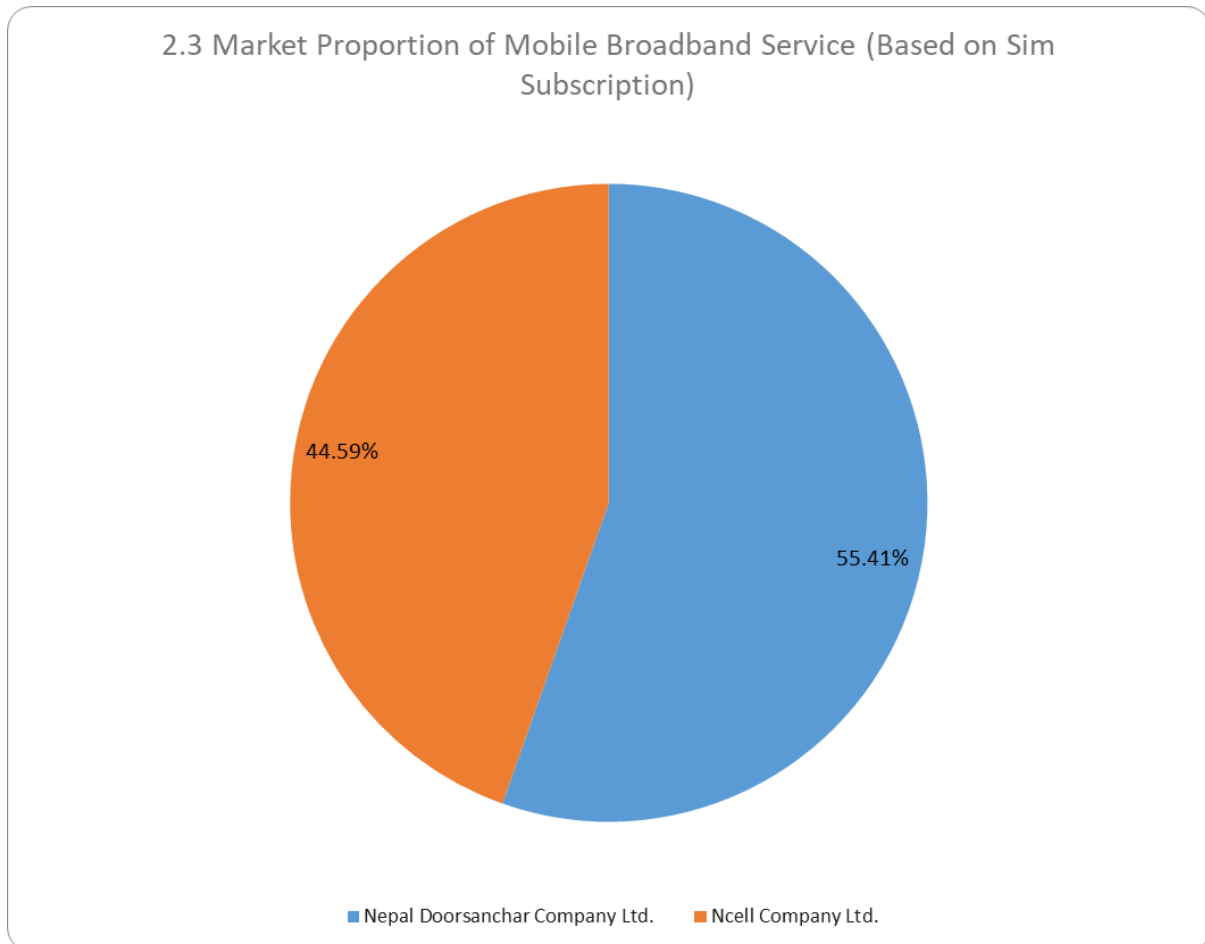
## 2.2 Market Proportion of Data Service (Technology-wise)

| Broadband Services             | Number of Subscription | Market Proportion (%) |
|--------------------------------|------------------------|-----------------------|
| Fixed Broadband (Wired)        | 3,477,466              | 11.17                 |
| Fixed Broadband (Wireless)     | 31,349                 | 0.10                  |
| Mobile Broadband               | 27,618,950             | 88.73                 |
| <b>Total Broadband Service</b> | <b>31,127,765</b>      | <b>100.00</b>         |



### 2.3 Market Proportion of Mobile Broadband Service (Based on Sim Subscription)

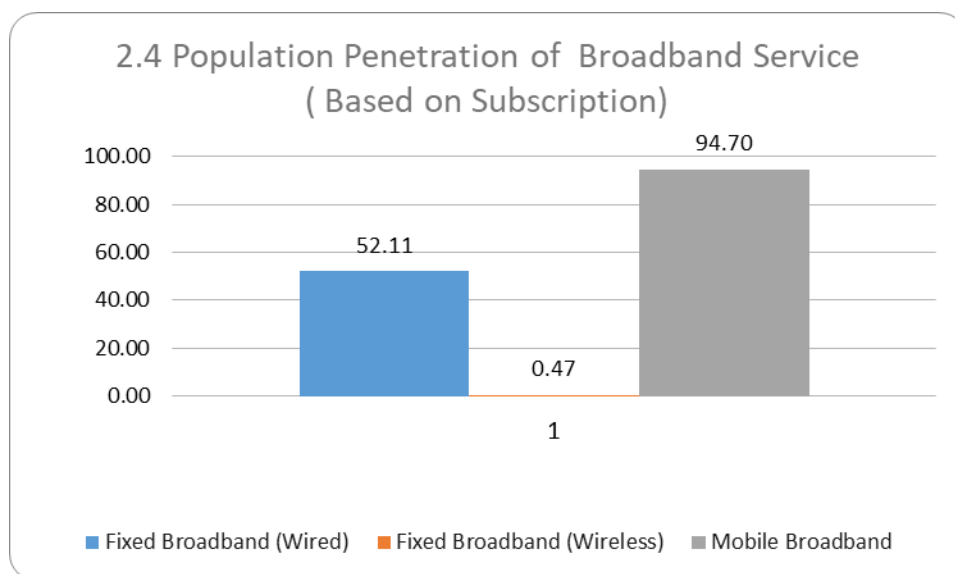
| Operator                       | Number of Subscription | Market Proportion (%) |
|--------------------------------|------------------------|-----------------------|
| Nepal Doorsanchar Company Ltd. | 15,304,129             | 55.41                 |
| Ncell Company Ltd.             | 12,314,821             | 44.59                 |
| <b>Total</b>                   | <b>27,618,950</b>      | <b>100.00</b>         |



## 2.4 Population Penetration of Broadband Service (Based on Subscription)

| Broadband Services                | Number of         |                   | Population Penetration (%) |
|-----------------------------------|-------------------|-------------------|----------------------------|
|                                   | Subscriptions     | Subscribers       |                            |
| <b>Fixed Broadband (Wired)</b>    | 3,477,466         | 15,196,526        | 52.11                      |
| <b>Fixed Broadband (Wireless)</b> | 31,349            | 136,995           | 0.47                       |
| <b>Mobile Broadband</b>           | 27,618,950        | 27,618,950        | 94.70                      |
| <b>Total</b>                      | <b>31,127,765</b> | <b>42,952,472</b> | 147.28                     |

(Family size of Nepal according to Population census 2078 is 4.37 and Poulation of Nepal is 29,164,578)

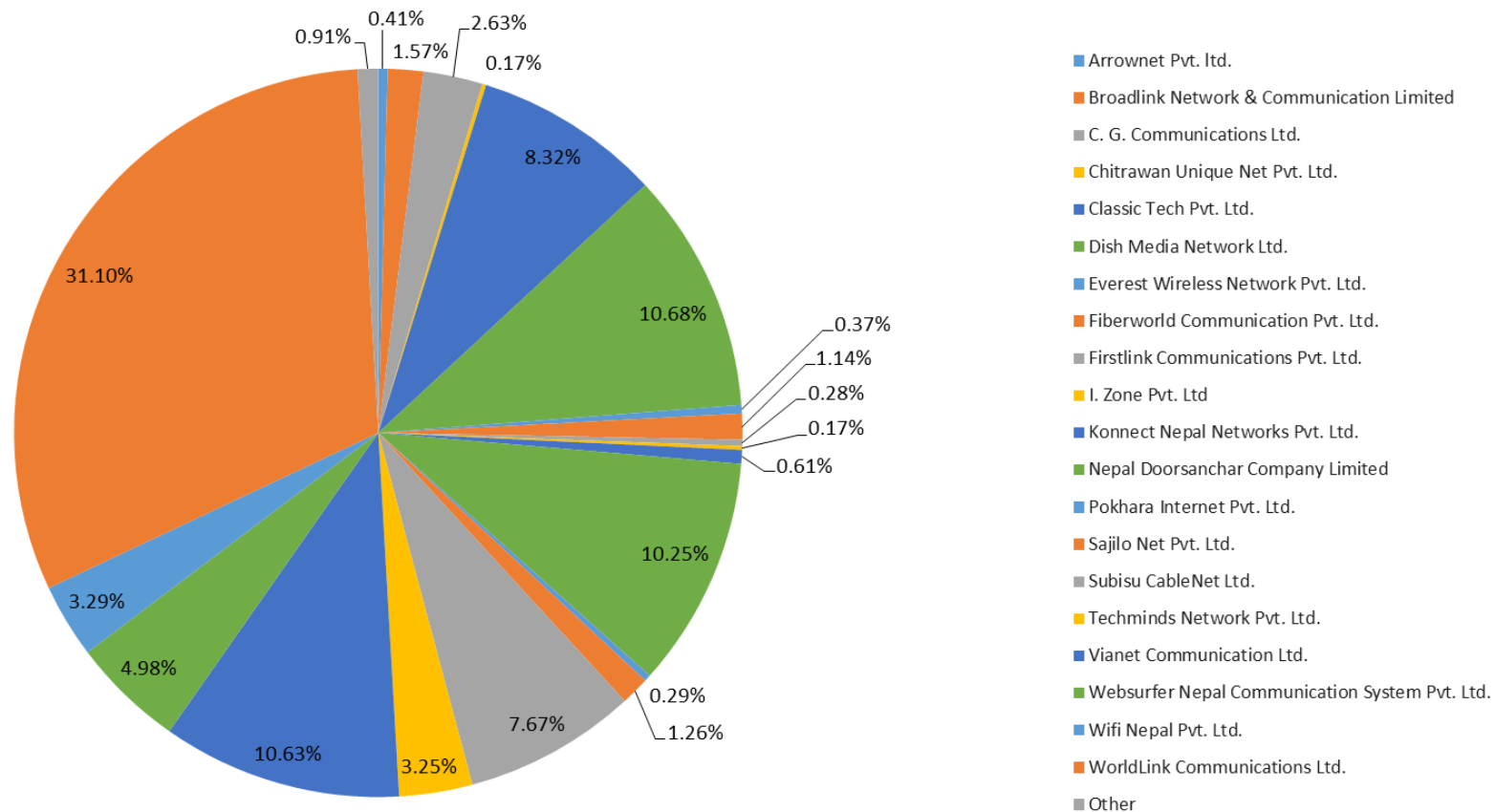


## 2.5 List of Top Twenty Internet Service Providers ( Based on Number of subscriber-Fixed Broadband)

| S.no.        | Operator                                       | Fiber            | ADSL/Cable | Wireless      | Total            | Market Share (in %) | Rank |
|--------------|--|------------------|------------|---------------|------------------|---------------------|------|
| 1            | Arrownet Pvt. Ltd.                             | 14,254           | -          | 19            | 14,273           | 0.41%               | 17   |
| 2            | Broadlink Network & Communication Limited      | 54,692           | -          | 70            | 54,762           | 1.56%               | 11   |
| 3            | C. G. Communications Ltd.                      | 91,494           | -          | -             | 91,494           | 2.61%               | 10   |
| 4            | Chitrawan Unique Net Pvt. Ltd.                 | 5,902            | -          | -             | 5,902            | 0.17%               | 20   |
| 5            | Classic Tech Pvt. Ltd.                         | 289,148          | -          | 650           | 289,798          | 8.26%               | 5    |
| 6            | Dish Media Network Ltd.                        | 371,253          | -          | -             | 371,253          | 10.58%              | 3    |
| 7            | Everest Wireless Network Pvt. Ltd.             | 13,015           | -          | 1,435         | 14,450           | 0.41%               | 16   |
| 8            | Fiberworld Communication Pvt. Ltd.             | 39,747           | -          | 3             | 39,750           | 1.13%               | 13   |
| 9            | Firstlink Communications Pvt. Ltd.             | 9,862            | -          | -             | 9,862            | 0.28%               | 19   |
| 10           | I. Zone Pvt. Ltd                               | 5,900            | -          | -             | 5,900            | 0.17%               | 21   |
| 11           | Konnect Nepal Networks Pvt. Ltd.               | 21,302           | -          | -             | 21,302           | 0.61%               | 15   |
| 12           | Nepal Doorsanchar Company Limited              | 356,486          | 257        | 28,211        | 384,954          | 10.97%              | 2    |
| 13           | Pokhara Internet Pvt. Ltd.                     | 10,197           | -          | 1             | 10,198           | 0.29%               | 18   |
| 14           | Sajilo Net Pvt. Ltd.                           | 43,827           | -          | -             | 43,827           | 1.25%               | 12   |
| 15           | Subisu CableNet Ltd.                           | 266,849          | -          | -             | 266,849          | 7.61%               | 6    |
| 16           | Techminds Network Pvt. Ltd.                    | 113,000          | -          | 265           | 113,265          | 3.23%               | 9    |
| 17           | Vianet Communication Ltd.                      | 369,714          | -          | -             | 369,714          | 10.54%              | 4    |
| 18           | Websurfer Nepal Communication System Pvt. Ltd. | 173,309          | -          | 387           | 173,696          | 4.95%               | 7    |
| 19           | Wifi Nepal Pvt. Ltd.                           | 114,359          | -          | -             | 114,359          | 3.26%               | 8    |
| 20           | WorldLink Communications Ltd.                  | 1,081,320        | 1          | 245           | 1,081,566        | 30.82%              | 1    |
| 21           | Other  | 31,573           | 5          | 63            | 31,641           | 0.90%               | 14   |
| <b>Total</b> |  | <b>3,477,203</b> | <b>263</b> | <b>31,349</b> | <b>3,508,815</b> | <b>100%</b>         |      |

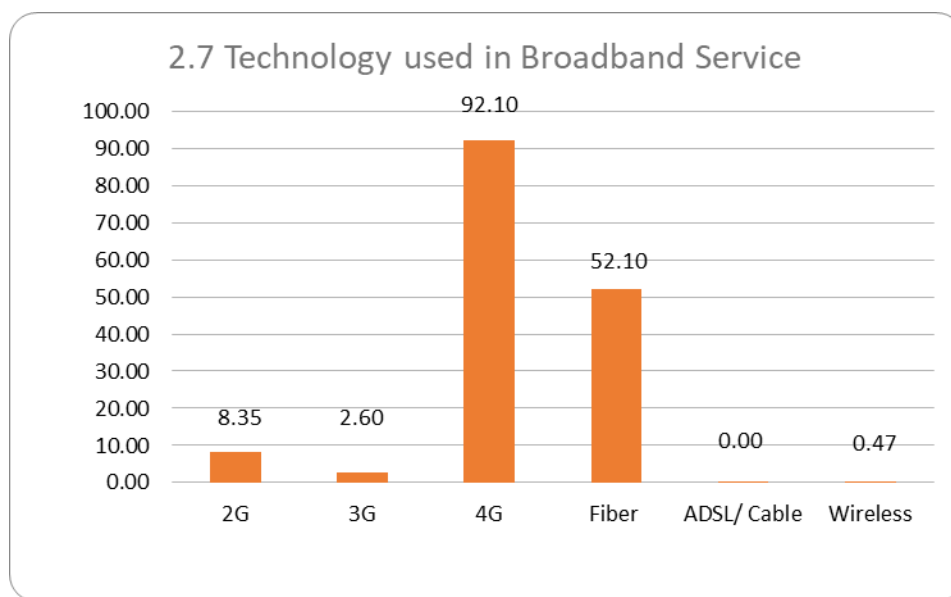
## 2.6 Market proportion of Fixed Broadband service (Operator-wise)

2.6 List of Top Twenty Isps( Based on Number of subscriber-Fixed Broadband)



## 2.7 Technology used in Broadband Service

| Technology                       | Number of user | Population Penetration Proportion (%) |
|----------------------------------|----------------|---------------------------------------|
| <b>2G</b>                        | 2,435,466      | 8.35                                  |
| <b>3G</b>                        | 758,157        | 2.60                                  |
| <b>4G</b>                        | 26,860,793     | 92.10                                 |
| <b>Fiber</b>                     | 15,195,377     | 52.10                                 |
| <b>ADSL/ Cable</b>               | 1,149          | 0.00                                  |
| <b>Wireless</b>                  | 136,995        | 0.47                                  |
| <b>Total</b>                     | 45,387,938     | 155.63                                |
| <b>Family Size</b>               |                | 4.37                                  |
| <b>Population of Nepal(2078)</b> |                | <b>29,164,578</b>                     |



### **Contact:**

Nepal Telecommunications Authority

Jamal, Kathmandu

Phone No.: +977-1-5355474

Fax No.: +977-1-5355250

E-mail: [info@nta.gov.np](mailto:info@nta.gov.np), [ntra@nta.gov.np](mailto:ntra@nta.gov.np)